

Charging precautions:

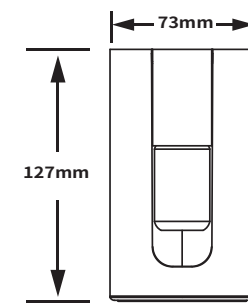
1. Use the charge of output voltage DC5V,PC computer USB interface, mobile charger with USB interface, or car charger with USB interface(please choose the certified charger from branded manufacturer)
2. When charging, the LED light on panel will flash, become solid red fully charged.
3. Repeated charging and discharging of this product will result in decrease in battery efficiency over time, which is normal for rechargeable batteries.

Applications:

1. KTV,bar, massage, hotel lobby, spa room, etc.
2. Company reception, meeting room. Office.
3. 4S shop, car showroom.inside car
4. Dining room, rest room, study room.

4.Technical specification

Model: MTP-NC13
Capacity: 5-20ml
Power: 3W
Battery max standby:120hours
Product size: 73mm*127mm
Battery capacity: 2600mah
Product weight: 490g

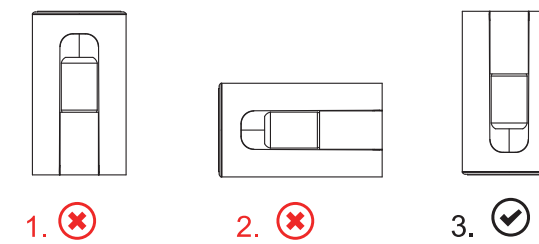


The above data is experimental testing data.There will be tolerance if any changes.

5.FAQ

- 1.what kind of essential oil to use?
Recommend to use pure plant essential oil or essential oil without chemical additives.
- 2.There is no fragrance smell during the device working?
A: To verify whether the spray is normal, Not by smelling, Not directly see it with the naked eye, because it is related to the smell-type of essential oil, working time, space and light. Scientifically verify whether the spray is normal is to check the mist amount under mobilephone light. If you could see the mist is ejected, that means NC13 running in good condition.
3. Does the machine not spray after a period of use?
A: confirm that the air pump works normally, but the nozzle does not eject mist.

6.Safety rules



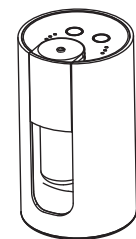
- Don't overturn the diffuser or leave the diffuser on its side while oil is inside. This will cause the oil to poured back into the air pump and will cause permanent damage to the diffuser.
1. Don't modify or disassemble this product, which will caused damaged.warranty will be void.
 2. Don't use this product when temperature is too high or too low(10°C-40°C)
 3. If you don't use it for long time.Please take out nozzle and diffuser separately to store.

Multi-Functional Nebulizer
Nebulizing Diffuser

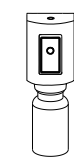
Manual

1.Product description

Thank you for purchasing our essential oil nebulizing diffuser. We adopt cold diffusion technology, converting essential oil into micro fine vapour approximately 1-3 microns without using heat and water. Essential oil molecular structure is not damaged so as maintain its therapeutic properties for easy absorption into body.We will help to promote overall well-being, stress relieving and better sleep.



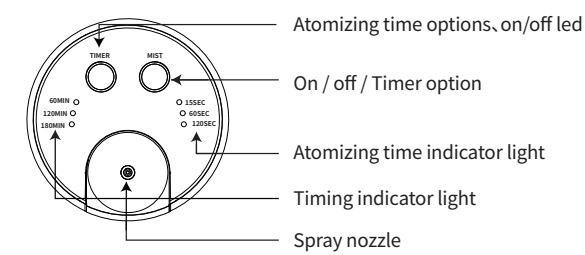
NC13



Nozzle

2.Operation instruction

Control panel have 3 intensity and 4 timer, different speed of aromatherapy to meet diverse needs of customer.



Working mode is Continuous mode, timer 1H, 2H, 3H
There are 3 options for the atomizing:


Low intensity: Atomize 15S and rest 165S,oil consumption 0.15ml/h
Medium intensity: Atomize 60S and rest 120S,oil consumption 0.6ml/h
High intensity: Atomize 120S and rest 60S,oil consumption 1.2ml/h

Notes:

1. Max diffusion area can reach to 100-200m²
2. It takes 6-8h to fully charged, working time is120H, 40H, 20H for 3 intensity.

3.Set up guide and maintenance

The nozzle attached on main body by magnetic technology. Just pull to take out the nozzle directly.It is very simple to use this machine, can suit to 5ml, 10ml, 15ml,20ml essential oil bottle.



Recommend to use pure plant essential oil. If you use thick essential oil or essential oil with additives, it will be easy to get the nozzle choked and cause the mist less.
Recommend to have a routine unchoked operation especially after device standstill for a long time. Unchoked operation:
Firstly remove the pipe which under the nozzle.Clear the nozzle with a needle for several times. Put back the pipe under the nozzle, fill the bottle with alcohol. Tight the bottle with nozzle, Blocking all the holes which the liquid was possible to flow out. Shaking for several times. Thus the nozzle is clean and you could enjoy the NC13 again.

Catalogue

- 1.Product description
- 2.Operation instruction
- 3.Set up guide and maintenance
- 4.Technical specification
- 5.FAQ
- 6.Safety rules